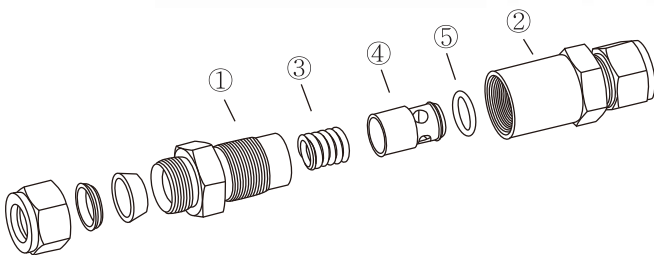


SCV Series

Check Valve

3000PSIG(206BAR) POPPET CHECK VALVES



Component		Valve Body MATERIALS Material Grade / ASTM Specification	
		SS316	BRASS
1	Body	SS316 / A276	C36000 / B16
2	Connector	SS316 / A276	C36000 / B16
3	Spring	SS302 / A313	
4	Poppet	SS316 / A276	C36000 / B16
5	O-ring	FKM	NBR

Features

- Fixed cracking pressure valves
- End connection includes I-LOK Fittings, Male & Female NPT threads up to 1 in ???.
- Valves product has the advantage of separately separate poppet and O-ring.
- Valve products have the advantage of separate poppet and O-ring.
- Valves are available in stainless steel, brass

Operation

- Fixed cracking pressure valves
- End connection includes I-LOK Fittings, Male & Female NPT threads up to 1 in ???.
- Valves product has the advantage of separately separate poppet and O-ring.
- Valve products have the advantage of separate poppet and O-ring.
- Valves are available in stainless steel, brass

Factory Test and Packaging

- Fixed cracking pressure valves are tested (on) cracking and resealing performance.
- Valves at room temperature ensure resealing within 5 seconds at the appropriate reseal pressure.

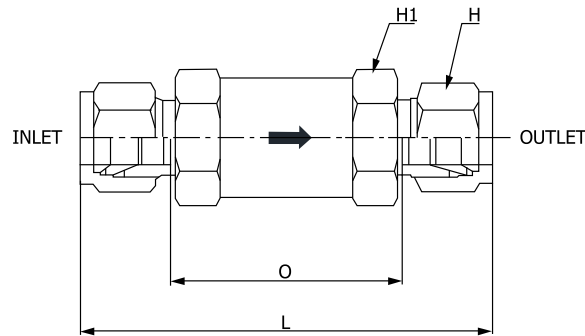
Spring Designator / Cracking and Reseal Pressure @70°F (21°C)

Nominal Cracking Pressure, psig (bar)	Designator	Cracking Pressure Range psig (bar)	Reseal Pressure psig (bar)
1/3 (0.03)	1/3	Up to 3 (0.21)	Up to 6 (0.42) back pressure
1 (0.07)	1	Up to 4 (0.28)	Up to 6 (0.42) back pressure
3 (0.21)	3	Up to 6 (0.41)	Up to 4 (0.28) back pressure
10 (0.69)	10	7 to 15 (0.49 to 1.1)	Minimum 3 (0.21) upstream Pressure
25 (1.8)	25	20 to 30 (1.4 to 2.1)	Minimum 17 (1.2) upstream Pressure

Pressure-Temperature Rating

Valve Series	1,2,3,4		5,6	
Valve Material	SS316	Brass	SS316	Brass
O-Ring Material	FKM	NBR	FKM	NBR
Temperature, °F(°C)	Working Pressure, psig (bar)			
- 10 to 100 (-23 to 37)	3000 (206)	3000 (206)	2000 (137)	1500 (103)
200 (93)	2575 (177)	2600 (179)	1715 (118)	1300 (89.6)
250 (121)	2450 (168)	2405 (165)	1630 (112)	1200 (82.7)
300 (148)	2325 (160)	-	1545 (106)	-
350 (176)	2232 (153)	-	1481 (102)	-
375 (190)	2185 (150)	-	1450 (99.9)	-

Ordering Information and Table of Dimensions



Basic Ordering Number	Orifice	Cv	End Connection		Dimensions			
			Inlet	Outlet	L	I	H	H1
SCV1	4.8	0.16	1/8" I-LOK	1/8" I-LOK	55.6	30.2	11.1	15.9
			1/8" Male NPT	1/8" Male NPT	44.4			
			1/8" Female NPT	1/8" Female NPT	46.6			
			1/4" I-LOK	1/4" I-LOK	60.0			
		0.47	6mm I-LOK	6mm I-LOK	56.4	29.4	14.3	
			1/4" Male NPT	1/4" I-LOK				
			1/4" Male NPT	1/4" Male NPT				
			1/4" Female NPT	1/4" Female NPT				
SCV2	7.1	1.48	3/8" I-LOK	3/8" I-LOK	74.8	41.3	17.5	
			10mm I-LOK	10mm I-LOK				
			3/8" Male NPT	3/8" Male NPT				
SCV3	10.0	1.70	3/8" Female NPT	3/8" Female NPT	80.2	-	-	
			1/2" I-LOK	1/2" I-LOK				
			12mm I-LOK	12mm I-LOK				
			1/2" Male NPT	1/2" Male NPT				
SCV4	13.5	2.60	1/2" Female NPT	1/2" Female NPT	84.7	-	-	
			5/8" I-LOK	5/8" I-LOK				
SCV5	16.0	5.20	3/4" I-LOK	3/4" I-LOK	110.7	61.9	28.6	
			3/4" Male NPT	3/4" Male NPT				
			3/4" Female NPT	3/4" Female NPT				
SCV6	18.0	8.0	1" I-LOK	1" I-LOK	121.2	58.7	38.1	
			1" Male NPT	1" Male NPT				
			1" Female NPT	1" Female NPT				

Ordering Information

1. Valve Designator :

2. End Connection

3. Size Designator

SCV1 - **I** - **6T** - **1P** - **S**
 1 2 3 4 5

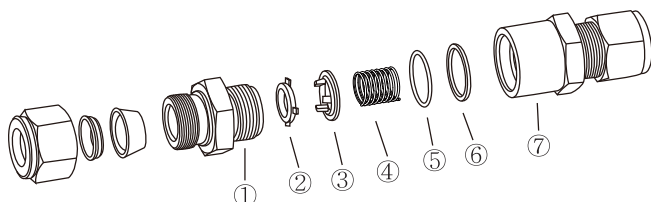
Thread(in)	1/8	1/4	3/8
Designator	2N(R)	4N(R)	6N(R)

Inch Tube	Tube O.D	1/8	1/4	3/8	1/2
	Designator	2	4	6	8
Metric Tube	Tube O.D	3mm	6mm	10mm	12mm
	Designator	3M	6M	10M	12M

4. Cracking Pressure : 1/3P (1/3 psig) / 1P (1psig) / 3P (3psig) / 5P (5 psig) /

5. Material : SUS : / BRASS :

6000PSIG(413BAR) HIGH PRESSURE CHECK VALVES



Component		Valve Body MATERIALS	
		Material Grade / ASTM Specification	
		SS316	BRASS
1	Body	SS316	BRASS
2	Connector	SS316 / A276	C36000 / B16
3	Poppet	SS316 / A276	C36000 / B16
4	O-ring	FKM	NBR
5	Spring	SS302 / A313	
6	Connector Seal	FKM	NBR

Features

- Fixed cracking pressure valves.
- High pressure application up to 6000 psig (413 bar).
- Bonded(FKM/NBR/EPDM/HNBR) to poppet retains the seal in sealing position against pressure pulses, surges or shock.
- End connection includes I-LOK Fittings, Male & Female NPT threads up to 1 in.???
- Valves are available in stainless steel, brass.

Operation

- Inlet pressure pushes the poppet from a closed to open position when upstream pressure is greater than Outlet pressure plus the spring force. The only time outlet pressure can be greater than inlet pressure when the valve is in closed position. In a static condition, where(when) equal pressure is present at both inlet and outlet, the valve would be in closed due to the force of the spring.

Factory Test and Packaging

- Fixed cracking pressure valves are tested (on) cracking and resealing performance
- Valves at room temperature ensure resealing within 5 seconds at the appropriate reseal pressure

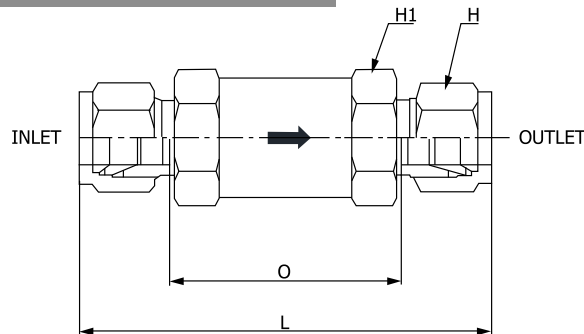
Pressure-Temperature Rating

Valve Material	SS316	
Seal Material	FKM	
Valve Series		
Temperature, °F(°C)	Working Pressure, psig (bar)	
- 10 to 100 (-23 to 37)	6000 (413)	5000 (344)
200 (93)	5160 (355)	4290 (295)
250 (121)	4910 (338)	4080 (281)
300 (148)	4660 (321)	3875 (266)
400 (204)	4280 (294)	3560 (245)

Spring Designator / Cracking and Reseal Pressure @70°F (21°C)

Nominal Cracking Pressure, psig (bar)	Designator	Cracking Pressure Range psig (bar)	Reseal Pressure psig (bar)
1/3 (0.03)	1/3	Up to 3 (0.21)	Up to 6 (0.42) back pressure
1 (0.07)	1	Up to 4 (0.28)	Up to 6 (0.42) back pressure
5 (0.35)	5	3 to 9 (0.21 to 0.63)	Up to 2 (0.14) back pressure
10 (0.69)	10	7 to 15 (0.49 to 1.1)	Minimum 3 (0.21) upstream Pressure
25 (1.8)	25	20 to 30 (1.4 to 2.1)	Minimum 17 (1.2) upstream Pressure

Ordering Information and Table of Dimensions



Basic Ordering Number		Orifice	Cv	End Connection		Dimensions			
				Inlet	Outlet	L	O	H	H1
SHCV1	I-2T	4.8	0.67	1/8" I-LOK	1/8" I-LOK	57.7	32.1	11.1	17.5
	I-4T			1/4" I-LOK	1/4" I-LOK	61.7	31.2	14.2	
	I-6M			6mm I-LOK	6mm I-LOK		31.1	14.0	
	F-4N			1/4" Female NPT	1/4" Female NPT	54.1			
	M-2N			1/8" Male NPT	1/8" Male NPT	45.5	-	-	
	M-4N			1/4" Male NPT	1/4" I-LOK	55.1			
SHCV2	I-6T	7.8	1.8	3/8" I-LOK	3/8" I-LOK	69.9	36.1	17.5	25.4
	I-8T			1/2" I-LOK	1/2" I-LOK	75.2	29.5	22.2	
	I-8M			8mm I-LOK	8mm I-LOK	68.6	36.2	16.0	
	I-10M			10mm I-LOK	10mm I-LOK	71.1	36.7	19.0	
	I-12M			12mm I-LOK	12mm I-LOK	75.2	29.6	22.0	
	F-6N			3/8" Female NPT	3/8" Female NPT	64.8			
	F-8N			1/2" Female NPT	1/2" Female NPT	77.0			26.9
	M-6N			3/8" Male NPT	3/8" Male NPT	59.9			25.4
	M-8N			1/2" Male NPT	1/2" Male NPT	69.3			
	SHCV3			I-12T	15.0	4.7	3/4" I-LOK	3/4" I-LOK	89.4
I-16T		1" I-LOK	1" I-LOK	98.6			36.1	38.1	
I-22M		22mm I-LOK	22mm I-LOK	88.4			36.4	32.0	
I-25M		25mm I-LOK	25mm I-LOK	98.6			36.0	40.0	
F-12N		3/4" Female NPT	3/4" Female NPT	82.0					
F-16N		1" Female NPT	1" Female NPT	97.3					
M-12N		3/4" Male NPT	3/4" Male NPT	83.6					
M-16N		1" Male NPT	1" Male NPT	93.2					

Ordering Information

1. Valve Designator :
2. End Connection
3. Size Designator

SHCV1 - **I - 6T** - **1P** - **S**

1
2
3
4
5

Thread(in)	1/8	1/4	3/8
Designator	2N(R)	4N(R)	6N(R)

Inch Tube	Tube O.D	1/8	1/4	3/8	1/2
Designator		2	4	6	8
Metric Tube	Tube O.D	3mm	6mm	10mm	12mm
Designator		3M	6M	10M	12M

4. Cracking Pressure : 1/3P (1/3 psig) / 1P (1psig) / 3P (3psig) / 5P (5 psig) /

5. Material : SUS : / BRASS :